

eJOY

etility[®]
DESIGN

THE ORIGINAL

benno[®]

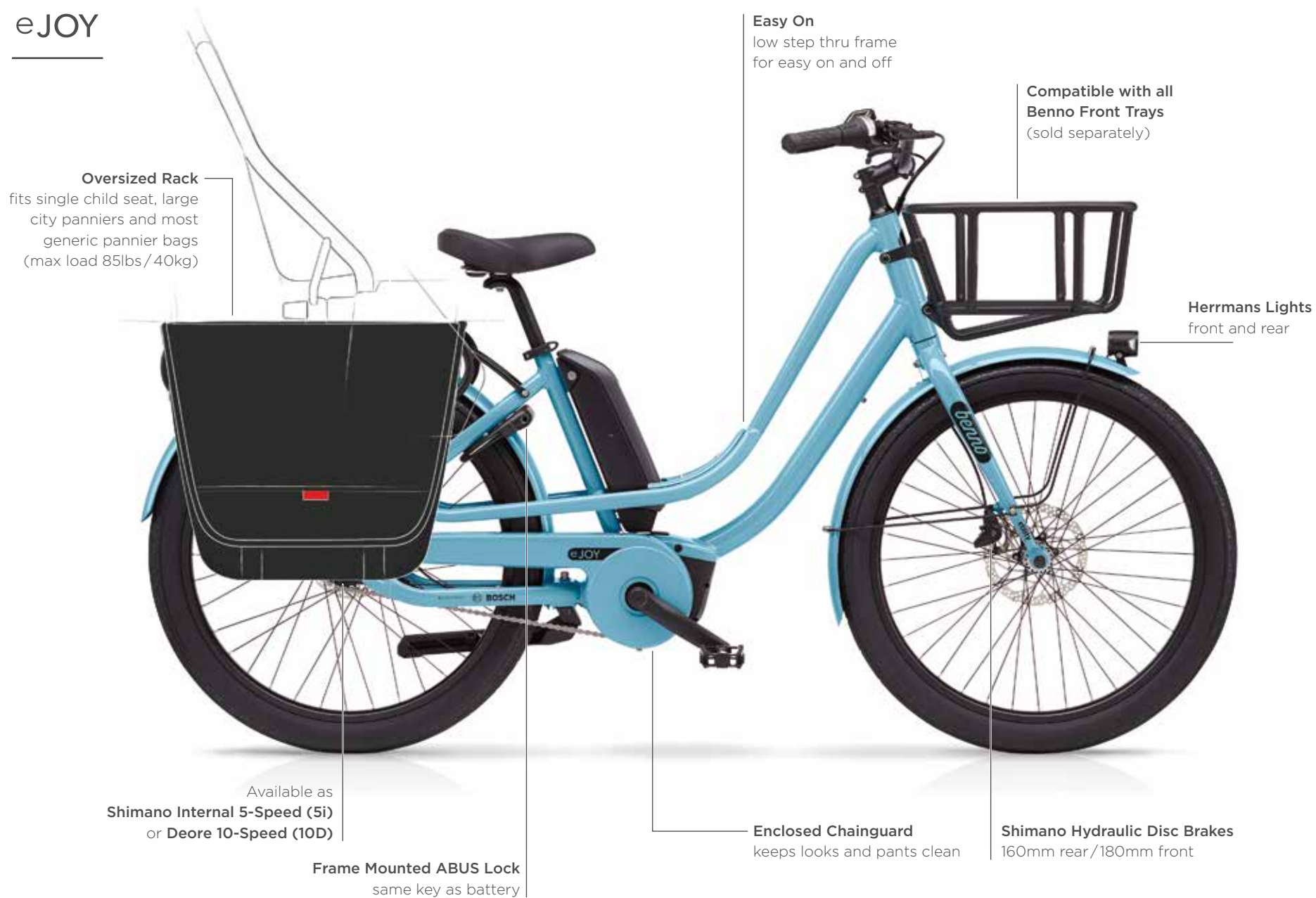
eJOY

THE STEP THROUGH THAT RAISES THE BAR.

The eJoy, with Etility® Design, is so much more than cute. This is a seriously smart, seriously capable bike built around the industry leading Bosch mid-drive electric motor. The sturdy rack and available front trays and storage bags let you carry 2x more weight than the typical bike. The comfortable, upright riding position gives you confidence and control, even while carrying cargo. And for that extra precious cargo, the eJoy, is 100% compatible with most premium child seats.



eJOY







LET'S TALK MOTORS

EPOWERED BY  **BOSCH**







PERFORMANCE

TORQUE/POWER	 65Nm/250W
MAX SUPPORT LEVEL	 300%
MAX SPEED	 20mph USA
	 32km/h CAN/NZ
	 25km/h EU/AUS
BATTERY	400Wh/500Wh
ESTIMATED RANGE SINGLE BATTERY	25-85mi (40-135km)



PERFORMANCE SPORT

TORQUE/POWER	 65Nm/250W
MAX SUPPORT LEVEL	 300%
MAX SPEED	 28mph USA
	 45km/h NZ
BATTERY	400Wh/500Wh
ESTIMATED RANGE SINGLE BATTERY	25-80mi (40-130km)



THE ETILITY BIKE

A typical ebike offers a nice ride, but not much utility. A cargo ebike carries heavy loads, but can be difficult to maneuver. We believe what people really need is an everyday ebike engineered with the perfect blend of ride dynamics, cargo capacity and good looks. Awesome agility with the ability to carry exactly what you need. We call it Etility® Design and it's at the heart of every Benno ebike.

RIDE

A great ride is the most essential ingredient. Because a bike that's more agile, stable and maneuverable is ultimately more enjoyable.

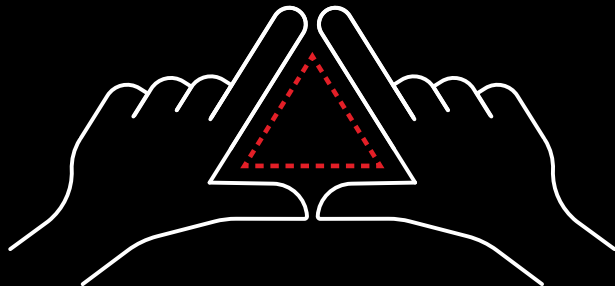
LOOKS

Design that looks good is also about making sure you look and feel great riding a Benno—with and without cargo.

CARGO

Etility design means you can easily carry more cargo when you want to without having to pedal and store more bike than you need to.

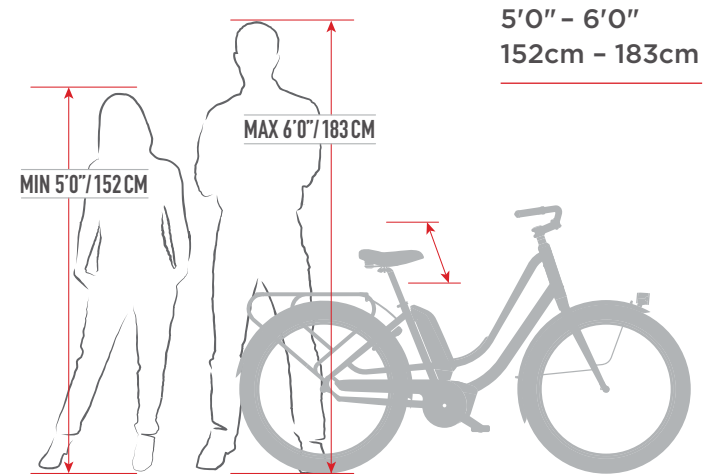
THE PERFECT BLEND



etility
DESIGN®

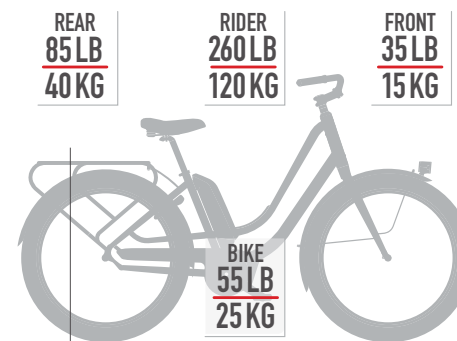
EJOY INFO

FITS WIDE RANGE OF RIDERS



LOAD AND PASSENGERS

Max Gross Weight: 400lb/180kg (Rider + Cargo + Bike)



REAR PASSENGER OPTIONS:



MAX 85lb / 40kg

Be aware, when added together, the individual load ratings shown for the rider and cargo plus the actual weight of the bike will exceed max gross weight. Therefore, while you may maximize selected individual load ratings, the sum of all loads cannot exceed the max gross weight (rider + cargo + bike ≤ 400lb/180kg).

Correct passenger accessories must be installed properly in order to carry passengers. (See pages 10-11 "eJoy Setups")

EJOY SETUPS

- Passenger Requirements
- Recommended Accessories
- Cargo Options
- *Third Party Product

CITY SETUP



ACCESSORIES REQUIRED

- 2x Large Ortlieb Bag*
- 1x Sport Front Tray



COMMUTER SETUP



ACCESSORIES REQUIRED

- 2x City Pannier Bag
- 1x Utility Front Tray
- 1x Utility Front Tray Bag



FAMILY SETUP A



ACCESSORIES REQUIRED

- 1x Thule Yepp Maxi Seat*
- 1x Yepp EasyFit Baby Seat Adapter (Needed for EasyFit only)
- 2x Ortlieb Bag*
- 1x Utility Front Tray
- 1x Utility Front Tray Bag

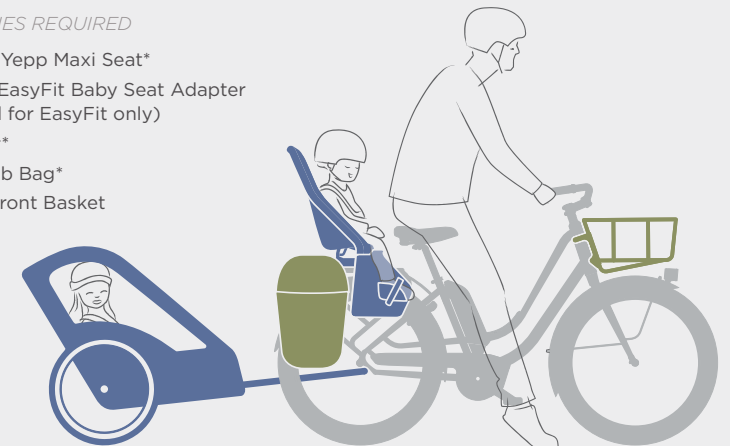


FAMILY SETUP B



ACCESSORIES REQUIRED

- 1x Thule Yepp Maxi Seat*
- 1x Yepp EasyFit Baby Seat Adapter (Needed for EasyFit only)
- 1x Trailer*
- 2x Ortlieb Bag*
- 1x City Front Basket



EJOY ACCESSORIES

Max load 45lbs/20kg



Utility Front Tray
(Boost, 46er, eJoy, RemiDemi)
46cm x 32cm x 14cm (W x L x H)
A6011 · Black

Max load 45lbs/20kg



Utility Front Tray
(Boost, 46er, eJoy, RemiDemi)
46cm x 32cm x 14cm (W x L x H)
A6012 · Red



XL Side Kickstand
(Boost, 46er, eJoy, RemiDemi)
S0047 · Black



Leather Mudflaps
(Boost, 46er, eJoy, RemiDemi)
A0008 · Black
A0009 · Brown

Max load 35lbs/15kg



Sport Front Tray
(Boost, 46er, eJoy, RemiDemi)
31cm x 30cm x 8cm (W x L x H)
A2002 · Black
A2005 · Red



Max load: 35lbs/15kg



City Front Basket
(Boost, 46er, eJoy, RemiDemi)
41cm x 39cm x 17cm (W x L x H)
A1001 · Black



P-Clamp Set
A0014 · Black

Universal Mounting
Clamps Fit all 19mm Ø
Benno Racks, Rails,
and Trays



Yepp Easyfit Baby Seat Adapter
(Boost EVO 1-3, eJoy)
A6013 · Black

Volume: 20 liters (each)



City Pannier Bag (1)
(Boost, 46er, eJoy, RemiDemi)
10-15cm x 46 x 42cm (W x L x H)
A9001 · Black

Volume: 40 liters



Utility Front Tray Bag
(Boost, 46er, eJoy, RemiDemi)
29cm x 41cm x 53cm (W x L x H)
A6015 · Black



Dual Sport Tire
(46er Front, eJoy)
P6000 · 26" x 2.35"

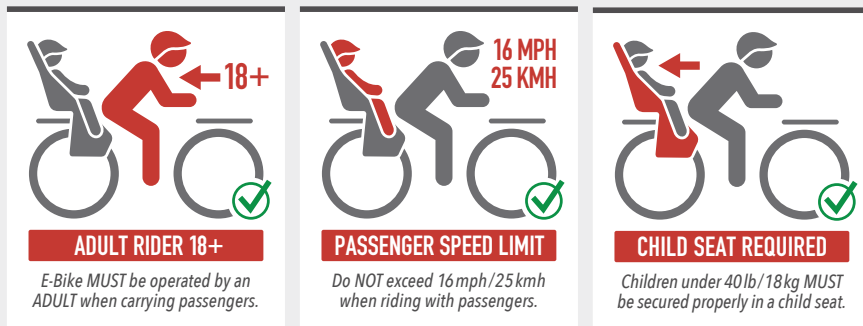


Knobby Dirt Tire
(46er Front, eJoy)
P9010 · 26" x 2.35"

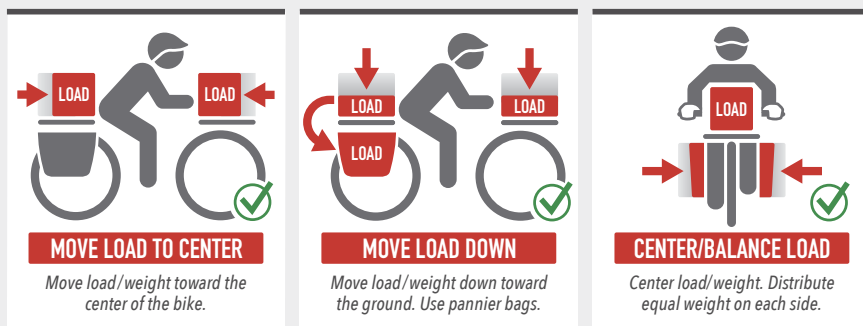


Studded Snow Tire
(46er Front, eJoy)
P9008 · 26" x 2.35"

READ BEFORE RIDING WITH PASSENGERS



READ BEFORE RIDING WITH LOAD



IMPORTANT OPERATING INSTRUCTIONS! READ BEFORE RIDING

WARNING! FAILURE TO COMPLY WITH THE MANUFACTURER'S INSTRUCTIONS CAN LEAD TO SERIOUS INJURY OR DEATH.

Read instructions below and the owner's manual before riding. If you don't have a Benno Owner's Manual, go to www.bennobikes.com/support-main/om to view and download the correct manual for your Benno Bike.

- This e-bike is not intended to be operated by children and/or minors.
- Ride within your limits relating to ability, terrain, weather, load and passengers.
- Always wear a certified bicycle helmet when riding.
- Always use front and rear lights when riding, particularly at dusk, dawn, and night.
- Never ride while impaired by alcohol or drugs or in any other compromised state.
- Adding load or passengers increases riding difficulty and e-bike stopping distance.
- Secure load firmly. Ensure that no parts of the load, body or clothing come near moving parts on the e-bike, such as chain, spokes, tires or brakes.
- Do not exceed individual load ratings and max gross weight as indicated on e-bike.
- Hold firmly onto the handlebars while riding with load or passengers.
- Check and maintain brakes to ensure they are in good working order.
- Ensure front and rear quick release axle levers are installed properly and secure.
- Maintain proper tire pressure as indicated on the tire sidewall.
- Use extra caution and reduced speed when riding on wet, icy or loose surfaces. E-Bike may lose traction easier especially during cornering or braking. Use appropriate tires for different conditions/terrain.
- Always obey all rules of the road and all local traffic laws.

When riding with passengers:


- E-Bike must be rated to carry passengers. (See page 9 "Load and Passengers")
- E-Bike must be operated by an adult (18+) with good bicycling riding and handling skills when carrying passengers.
- Ride at a speed appropriate to the condition and your riding ability. Do not exceed 16mph/25kmh when riding with passengers. Higher speed means higher risk of losing control.
- Children under 40lb/18kg must be secured properly in a compatible and correctly installed child seat.
- Passengers must wear a certified bicycle helmet and fully enclosed shoes.
- Always keep both hands on the handlebars to stabilize the e-bike while riding with passengers.
- Never leave your child/passenger unattended and always keep a firm hand on the e-bike when your child/passenger is on it. Do not rely on kickstand to keep the bike from falling over.

Local and state e-bike laws vary by jurisdiction so know the regulations governing e-bike use where you plan to ride.

MANY BIKES IN ONE




Sturdy rear rack with 85lbs/40kg max load capacity.



Compatible with Yepp® and other popular child seats.




Attach your own crate to our Sport Front Tray.



Room for pannier bags behind a child seat.



Five secure frame-mounted front tray options.



Works great with seatpost mounted surfboard racks.



Fits City Panniers and most aftermarket rack accessories.

etility
DESIGN®

BENNOBIKES.COM