


VOLUME 8

benno[®]



etility
DESIGN[®]



At Benno Bikes we are driven to create bikes that provide true urban mobility and versatility. We are just as enthusiastic about running errands as other bike companies are about winning races.

Benno Baenziger



DIFFERENT BY DESIGN

I founded Benno Bikes in 2015 with a purpose. Inspire more people to ride and empower them to ride more. To grab a helmet and leave their car keys behind. Electrification is the key. As a designer, I'm awed by its potential. It has transformed my humble pencil into a full-color palette of possibilities and changed the way I think about bike design and functionality. Electric assist flattens hills, shortens distances, blunts headwinds and lightens cargo weight, leaving only the joy of two wheels, without the objections. But, I believe most bike companies have yet to truly understand the power of electric assist technology to impact our everyday transportation choices. They continue to ignore the real desires of riders. Regular ebikes offer very little utility and full-size cargo ebikes are too big and awkward to ride daily. This has forced riders to choose between fun and practicality. So we've created a completely new ebike category. One that combines an awesome ride with the capability to carry significant loads. Where agility meets true utility. We call it Etility®.

WHY WE DESIGNED A BETTER EBIKE

We believe ebikes have the power to change things for the better. To get more people outside, out of cars and out of excuses. Designing bikes for a higher purpose requires that we build them to a higher standard—with the perfect blend of ride, capability and style.

HOW WE BUILD A BETTER EBIKE

We don't build electric toys. We build true 2-wheeled transportation. Every Benno is designed around a bulletproof, Bosch mid-drive electric motor and battery engineered for performance and longevity. Each frame is built to precise tolerances and every component is of the highest standard. But Benno ebikes are even more than the sum of their parts. Each model is crafted to fulfill the awesome potential of ebike technology.



THE ETILITY BIKE

A typical ebike offers a nice ride, but not much utility. A cargo ebike carries heavy loads, but can be difficult to maneuver. We believe what people really need is an everyday ebike engineered with the perfect blend of ride dynamics, cargo capacity and good looks. Awesome agility with the ability to carry exactly what you need. We call it Etility® Design and it's at the heart of every Benno ebike.



RIDE

A great ride is the most essential ingredient. Because a bike that's more agile, stable and maneuverable is ultimately more enjoyable.

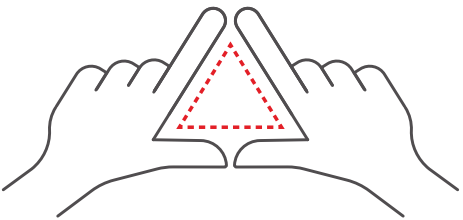
LOOKS

Design that looks good is also about making sure you look and feel great riding a Benno—with and without cargo.

CARGO

Etility design means you can easily carry more cargo when you want to without having to pedal and store more bike than you need to.

THE PERFECT BLEND



WHICH BENNO BIKE IS RIGHT FOR YOU?

BOOST

ADVENTURE MEETS CAPABILITY



Boost is the original Etility bike, delivering cargo bike capability without the cargo bike bulk. The ultimate multi-tasker, the Boost is the one bike that can do it all.

YOU WANT: A Swiss Army ebike that can haul groceries, beach gear and even a kid or two without taking up a ton of space in your garage.

MAX GROSS WEIGHT* 440lb / 200kg

REAR PASSENGER



MAX 130lb / 60kg

46ER

AGILITY MEETS CAPABILITY



Swift, smooth and strong, the athletic 46er makes it look easy—hauling a load or just hauling down the road. Front suspension makes short work of uneven terrain, while an oversized rear rack expands your cargo options to give you unequaled capability in a standard-sized bike.

YOU WANT: A standard-sized ebike that does everything to a higher standard, with modern design and cutting-edge capability.

MAX GROSS WEIGHT* 420lb / 190kg

REAR PASSENGER



MAX 130lb / 60kg

EJOY

STYLE MEETS CAPABILITY



eJoy is designed to look as good as it rides, with modern ebike technology, vintage-inspired style and true Etility functionality. Go ahead and get carried away with cargo. eJoy can handle it.

YOU WANT: An Easy On that doesn't sacrifice form or function. The ability to ride comfortably and confidently, with and without cargo.

MAX GROSS WEIGHT* 400lb / 180kg

REAR PASSENGER



MAX 85lb / 40kg

REMIDEMI

CLEVER MEETS CAPABILITY



Grab your stuff and jump on. The RemiDemi is always ready for action with a low Easy On, nimble ride, sure-footed grip, and tons of smart ways to carry anything and everything.

YOU WANT: An ebike that's fun to ride and easy to maneuver, with a heavy dose of versatility. This is the ebike everyone in the house will want to ride.

MAX GROSS WEIGHT* 400lb / 180kg

REAR PASSENGER



MAX 85lb / 40kg























*MAX GROSS WEIGHT = Rider+Cargo+Bike

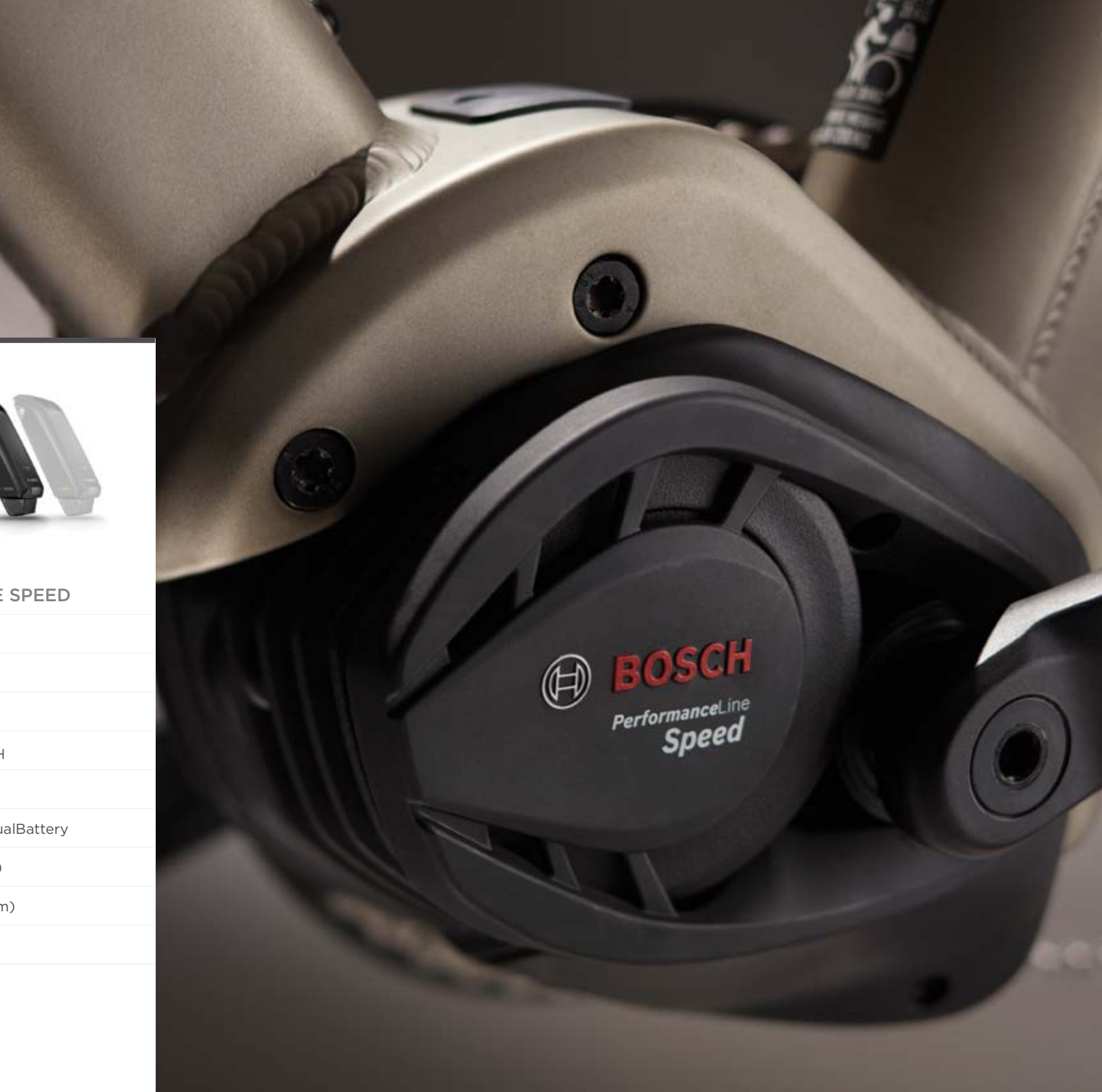
LET’S TALK MOTORS.

A premium Bosch motor is the heart of every Benno bike. Built for power, efficiency and longevity, Bosch motors are engineered to beat in synchronous rhythm with the rider, with sensors that measure pedal power, cadence and speed over 1,000 times per second. The result is a smooth ride and organic interaction between bike and rider.

All of our bikes
are e-powered by



				
	PERFORMANCE	PERFORMANCE SPORT	PERFORMANCE CX	PERFORMANCE SPEED
TORQUE/POWER	 65Nm/250W	 65Nm/250W	 85Nm/250W	 85Nm/250W
MAX SUPPORT LEVEL	 300%	 300%	 340%	 340%
MAX SPEED	 20mph USA	 28mph USA	 20mph USA	 28mph USA
	 32km/h CAN/NZ	 45km/h NZ	 32km/h CAN/NZ	 45km/h NZ/CH
	 25km/h EU/AUS		 25km/h EU/AUS	
BATTERY	400Wh/500Wh	400Wh/500Wh	500Wh/1000Wh DualBattery	500Wh/1000Wh DualBattery
ESTIMATED RANGE SINGLE BATTERY	25-85mi (40-135km)	25-80mi (40-130km)	30-80mi (50-130km)	25-75mi (40-120km)
ESTIMATED RANGE DUAL BATTERY	—	—	60-160mi (100-260km)	50-150mi (80-240km)
BENNO BIKE MODELS	Boost, EJoy, RemiDemi	Boost, EJoy, RemiDemi	Boost, 46er	Boost, 46er







_400 Miles in 4 Days

_Laguna Beach to Monterey, California

_e-powered by Bosch



BOOST

THE BOOST DOES MORE, SO YOU CAN DO MORE.

The Benno Boost, with Etility® Design, is up for anything and able to carry more than 3x the load of a typical bike. Flatten hills and shorten distances with the industry leading Bosch mid-drive electric motor and dual battery option, delivering unrivaled performance with up to 160 miles of range. The award-winning Boost is many bikes in one, with a smart, interchangeable rack and rail system that lets you pick and choose from dozens of possible configurations to suit the mission and your lifestyle.



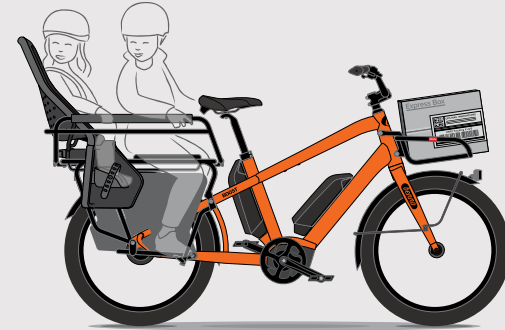
MANY BIKES IN ONE



Large panniers and a front tray make the perfect everyday bike.



Fit pannier bags behind a child seat on the rear rack.



Carry a young kid in a child seat, an older kid on the back and still have room in the front tray.



Two kids fit comfortably on the rear rack using passenger rails and accessories.




Double down with two small kids in child seats.



Load up with dual batteries and enough gear to tour the world or just explore your neighborhood.




Haul unique, heavy and oversized loads with ease.



Works great with seatpost mounted surfboard racks.

etility
DESIGN®

BOOST



Multifunction Utility Rack
fits two child seats or passengers, rails, pads, sideloaders, large panniers and wheel guards (max load 130lbs/60kg)

DualBattery Option
for up to a 1000Wh (CX/Speed models)

Compatible with all Benno Front Trays
(sold separately)



Shimano Deore
10-speed drivetrain

Benno Dual Kickstand
Compatible

New Oversized Rear Triangle
stronger, beefier and more rigid seatstay and chainstay

Thru Axles
front and rear

Magura Hydraulic Disc Brakes
4 piston front/2 piston rear

Only 45mm Longer than a Regular Bike
1905mm long



BOOST



BOOST 10D



● Anthracite Gray

● Machine Blue

● Neon Orange

● Aqua Green

● Titanium Gray

● Wasabi Green



MOTOR

- Bosch Performance CX
- Bosch Performance Speed
- Bosch Performance Sport
- Bosch Performance

MOTOR

- Bosch Performance CX
- Bosch Performance Speed
- Bosch Performance Sport
- Bosch Performance

MOTOR

- Bosch Performance CX
- Bosch Performance Speed
- Bosch Performance Sport

MOTOR

- Bosch Performance CX
- Bosch Performance Sport
- Bosch Performance

MOTOR

- Bosch Performance CX
- Bosch Performance Speed
- Bosch Performance Sport
- Bosch Performance

MOTOR

- Bosch Performance CX
- Bosch Performance Speed
- Bosch Performance Sport

FRAME

- Regular
- Easy On

FRAME

- Regular
- Easy On

FRAME

- Regular

FRAME

- Easy On

FRAME

- Regular
- Easy On

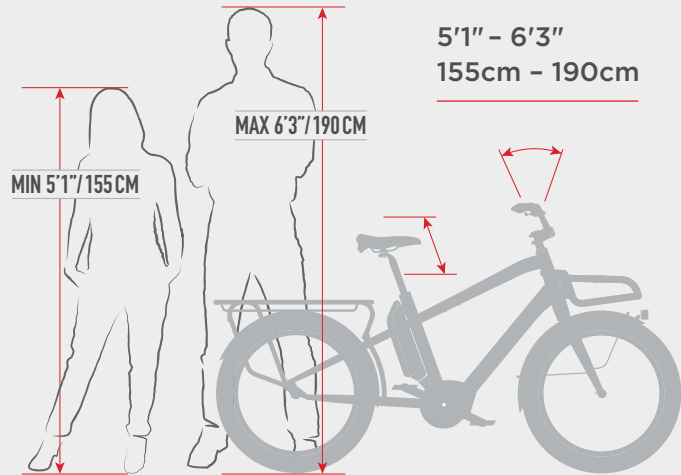
FRAME

- Regular
- Easy On



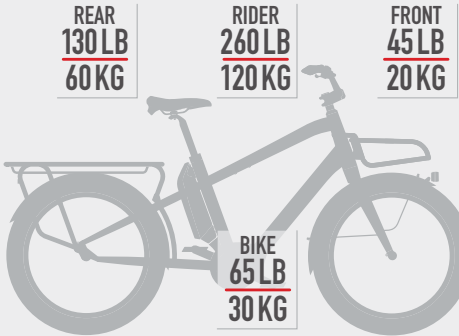
BOOST SPECS

FITS WIDE RANGE OF RIDERS



BUILT FOR HEAVY LOADS

Max Gross Weight: 440lb/200kg
(Rider + Cargo + Bike)



Be aware, when added together, the individual load ratings shown for the rider and cargo plus the actual weight of the bike will exceed max gross weight. Therefore, while you may maximize selected individual load ratings, the sum of all loads cannot exceed the max gross weight (rider + cargo + bike ≤ 440lb/200kg).

BOOST 10D PERFORMANCE:

- 250W, 65Nm, GEN 3
- Assisted Speed: USA 20mph, CAN/NZ 32km/h, EU/AUS 25km/h
- Range 25-85mi (40-135km) Dep. On Mode/Battery
- Bosch Powerpack 400Wh/500Wh Lithium-Ion Battery
- Bosch Charger 2A or 4A Dep. On Battery
- Charge Time: 2A (400Wh) 6.5h, 4A (500Wh) 4.5h
- European Herrmans MR 8 E Front and H-TRACE E Rear Lights

BOOST 10D PERFORMANCE SPORT:

- 250W, 65Nm, GEN 3
- Assisted Speed: USA 28mph, NZ 45km/h
- Range 25-80mi (40-130km) Dep. On Mode/Battery
- Bosch Powerpack 400Wh/500Wh Lithium-Ion Battery
- Bosch Charger 2A or 4A Dep. On Battery
- Charge Time: 2A (400Wh) 6.5h, 4A (500Wh) 4.5h
- European Herrmans MR 8 E Front and H-TRACE E Rear Lights

BOOST 10D PERFORMANCE CX:

- 250W, 85Nm, GEN 4
- Assisted Speed: USA 20mph, CAN/NZ 32km/h, EU/AUS 25km/h
- Range 30-160mi (50-260km) Dep. On Mode/Battery
- Bosch Powerpack 500Wh Lithium-Ion Battery
- DualBattery Compatible (Not Included)
- Bosch Standard Charger 4A (4.5h Full Charge)
- German Supernova Mini 2 Front and E3 Rear Lights

BOOST 10D PERFORMANCE SPEED:

- 250W, 85Nm, GEN 4
- Assisted Speed: USA 28mph, NZ/CH 45km/h
- Range 25-150mi (40-240km) Dep. On Mode/Battery
- Bosch Powerpack 500Wh Lithium-Ion Battery
- DualBattery Compatible (Not Included)
- Bosch Standard Charger 4A (4.5h Full Charge)
- German Supernova Mini 2 Front and E3 Rear Lights

- Bosch Purion On-Board Computer (5 Riding Modes)
- 6061 Aluminum Alloy Frame with Front Tray Mounts
- 6061 Aluminum Alloy Fork with Integrated Headset
- Through Axles (15mm Front/12mm Rear)
- Shimano Deore 10-Speed Drivetrain
- Magura Hydraulic Brakes (4 Piston Front/2 Piston Rear)
- 24" x 2.6" Dual Sport Tires, Puncture Resistant (60TPI)
- Multifunction Rear Rack (Max. Load 130lbs/60kg)
- Secure Yepp Child Seat Installation (2 Seats)
- Fits Two Passengers (Additional Accessories Required)
- Fits Most Aftermarket Pannier Bags and Accessories
- Compatible with all Benno Front Trays
- One Frame Size (Fits Riders from 5'1" to 6'3")



46er

NOT ALL WHEELS ARE CREATED EQUAL.

The 46er is the same length as a regular bike. And that's where all similarities end. We ditched convention and added capability. Enough to make any cargo bike sweat. And gave it a sporty ride and front suspension. This unequal combination of ride and capability starts with unequal wheels. 26" in the front for extra comfort and control, and 24" in the back for strength and a lower center of gravity. All powered by the Bosch CX/Speed and a 500Wh intube battery. Born of true Etility® Design, the 46er is reshaping the future of the ebike. For Benno Bikes and the industry.

MANY BIKES IN ONE



Large panniers and a front tray make the perfect everyday bike.



Leave your car for the day and take the long way home.



Take your furry friend in the high volume XXL Trunk Bag.



Carry a kid comfortably on the rear rack using passenger rails and accessories.




Transport a small kid in a child seat and still fit pannier bags on the rear rack.



Load up with dual batteries and enough gear to tour the world or just explore your neighborhood.



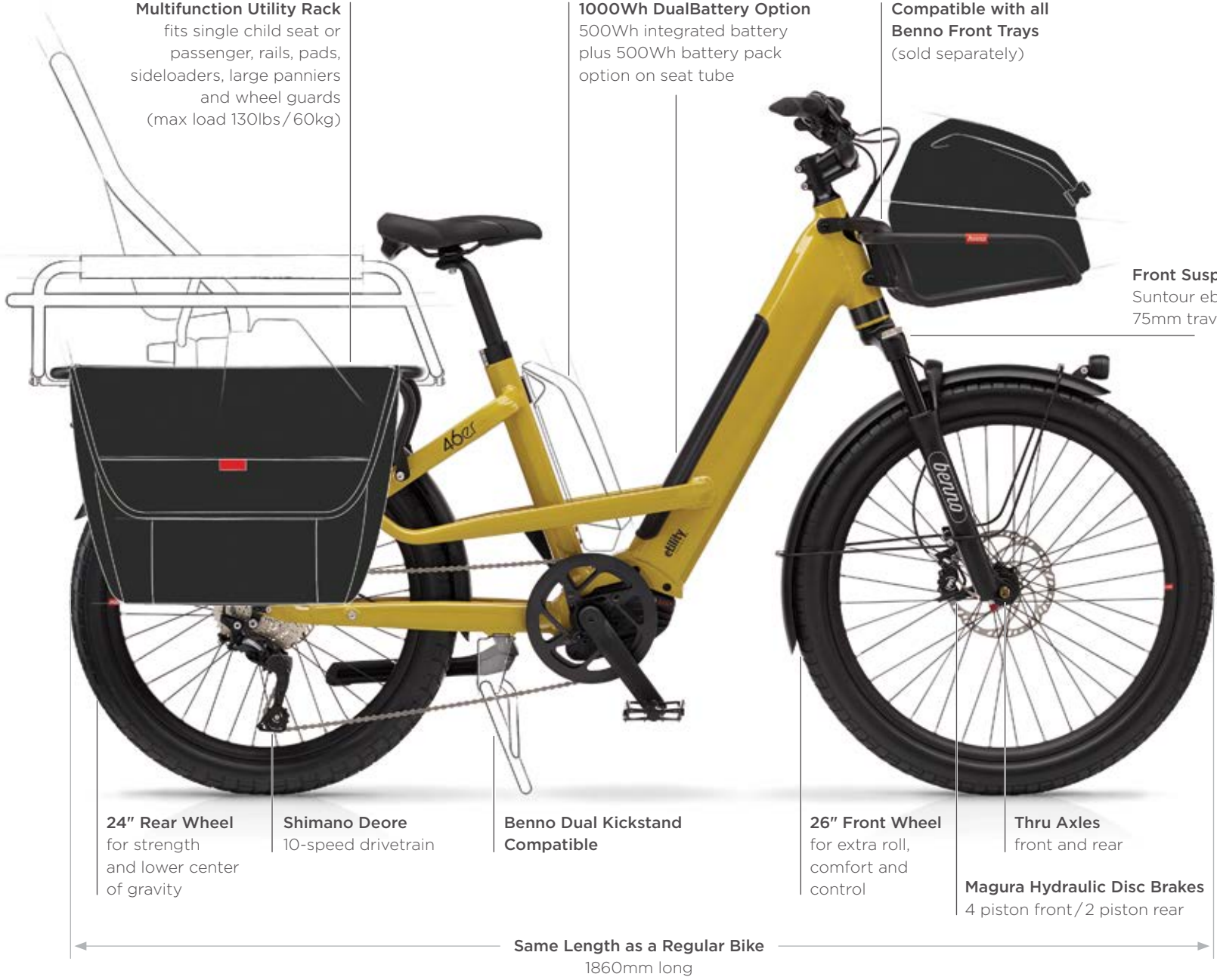
Fit an older kid on the back with plenty of room left for extra cargo.



Works great with seatpost mounted surfboard racks.



46ER



Multifunction Utility Rack
fits single child seat or passenger, rails, pads, sideloaders, large panniers and wheel guards (max load 130lbs/60kg)

1000Wh DualBattery Option
500Wh integrated battery plus 500Wh battery pack option on seat tube

Compatible with all Benno Front Trays
(sold separately)

Front Suspension Fork
Suntour ebike rated 75mm travel

24" Rear Wheel
for strength and lower center of gravity

Shimano Deore
10-speed drivetrain

Benno Dual Kickstand
Compatible

26" Front Wheel
for extra roll, comfort and control

Thru Axles
front and rear

Magura Hydraulic Disc Brakes
4 piston front / 2 piston rear

Same Length as a Regular Bike
1860mm long



46er



46ER 10D



- Anthracite Gray

MOTOR

- Bosch Performance CX
- Bosch Performance Speed

FRAME

- Easy On



- Wasabi Green

MOTOR

- Bosch Performance CX
- Bosch Performance Speed

FRAME

- Easy On



- Denim Blue

MOTOR

- Bosch Performance CX
- Bosch Performance Speed

FRAME

- Easy On



- Bone Gray

MOTOR

- Bosch Performance CX
- Bosch Performance Speed

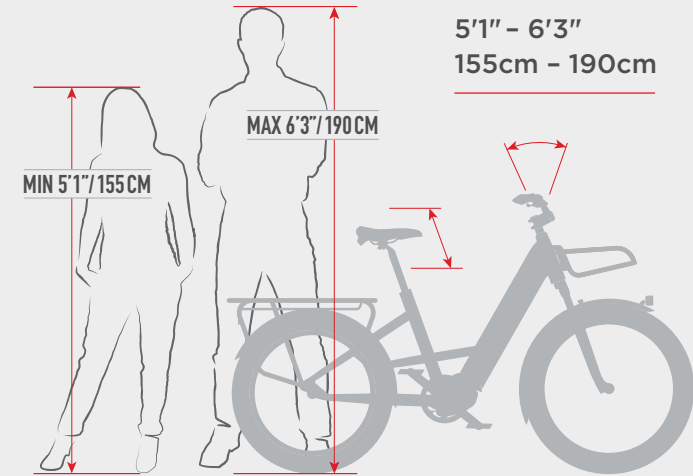
FRAME

- Easy On

46ER SPECS

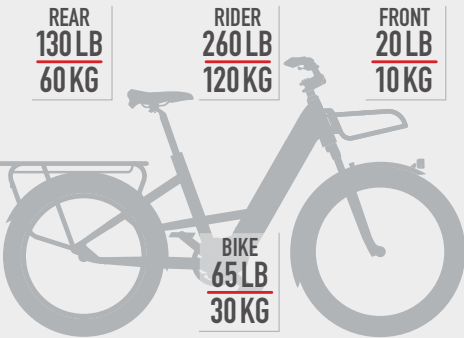


FITS WIDE RANGE OF RIDERS



BUILT FOR HEAVY LOADS

Max Gross Weight: 420lb/190kg
(Rider + Cargo + Bike)



Be aware, when added together, the individual load ratings shown for the rider and cargo plus the actual weight of the bike will exceed max gross weight. Therefore, while you may maximize selected individual load ratings, the sum of all loads cannot exceed the max gross weight (rider + cargo + bike ≤ 420lb/190kg).

46ER 10D PERFORMANCE CX:

- 250W, 85Nm, GEN 4
- Assisted Speed: USA 20mph, CAN/NZ 32km/h, EU/AUS 25km/h
- Range 30-160mi (50-260km) Dep. On Mode/Battery
- Bosch PowerTube 500Wh Lithium-Ion Battery
- DualBattery Compatible (Not Included)
- Bosch Standard Charger 4A (4.5h Charge Time)

46ER 10D PERFORMANCE SPEED:

- 250W, 85Nm, GEN 4
- Assisted Speed: USA 28mph, NZ 45km/h
- Range 25-150mi (40-240km) Dep. On Mode/Battery
- Bosch PowerTube 500Wh Lithium-Ion Battery
- DualBattery Compatible (Not Included)
- Bosch Standard Charger 4A (4.5h Charge Time)

- Bosch Purion On-Board Computer (5 Riding Modes)
- German Supernova Mini 2 Front and E3 Rear Lights
- 6061 Aluminum Alloy Frame with Front Tray Mounts
- Through Axles (15mm Front/12mm Rear)
- Suntour Mobie 25 Front Suspension Fork (75mm Travel)
- Shimano Deore 10-Speed Drivetrain
- Magura Hydraulic Brakes (4 Piston Front/2 Piston Rear)
- 26" x 2.35"/24" x 2.6" Dual Sport Tires, Puncture Resistant (60TPI)
- Multifunction Rear Rack (Max. Load 130lbs/60kg)
- Secure Yepp Child Seat Installation (1 Seat)
- Fits Most Aftermarket Pannier Bags and Accessories
- Fits One Passenger (Additional Accessories Required)
- Compatible with all Benno Front Trays
- One Frame Size (Fits Riders from 5'1" to 6'3")



eJOY

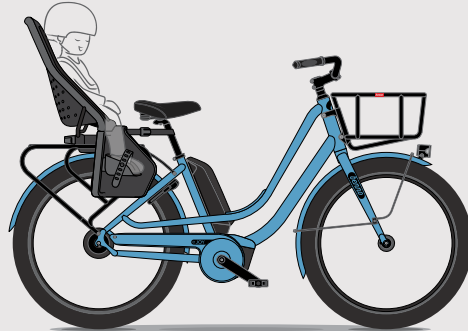
THE STEP THROUGH THAT RAISES THE BAR.

The eJoy, with Etility® Design, is so much more than cute. This is a seriously smart, seriously capable bike built around the industry leading Bosch mid-drive electric motor. The sturdy rack and available front trays and storage bags let you carry 2x more weight than the typical bike. The comfortable, upright riding position gives you confidence and control, even while carrying cargo. And for that extra precious cargo, the eJoy, is 100% compatible with most premium child seats.

MANY BIKES IN ONE




Sturdy rear rack with 85lbs/40kg max load capacity.



Compatible with Yepp® and other popular child seats.




Attach your own crate to our Sport Front Tray.



Room for pannier bags behind a child seat.




Optional Front Tray Bag fits two grocery bags.



Fits City Panniers and most aftermarket rack accessories.




Five secure frame-mounted front tray options.



Works great with seatpost mounted surfboard racks.



EJOY



Oversized Rack
fits single child seat, large city panniers
and most generic pannier bags
(max load 85lbs/40kg)

Compatible with all
Benno Front Trays
(sold separately)

Easy On
low step thru frame
for easy on and off

Herrmans Lights
front and rear

Enclosed Chainguard
keeps looks and pants clean

Available as
Shimano Internal 5-Speed (5i)
or **Deore 10-Speed (10D)**

Frame Mounted ABUS Lock
same key as battery

Shimano Hydraulic Disc Brakes
160mm rear/180mm front

EJOY 5I

Shimano Nexus 5-speed internal hub is easy to use and provides a seamless urban ride. Delivering added durability, lower maintenance and the ability to shift without pedaling.



● Chai Latte



MOTOR

- Bosch Performance

FRAME

- Easy On

● Niagra Blue



MOTOR

- Bosch Performance

FRAME

- Easy On

● Pebble Brown



MOTOR

- Bosch Performance

FRAME

- Easy On

● Wasabi Green



MOTOR

- Bosch Performance

FRAME

- Easy On

EJOY 10D

Shimano Deore 10-speed derailleur system provides a sporty experience while offering a large range of gears, easy maintenance and a lighter weight bike.



● Chai Latte



MOTOR

- Bosch Performance Sport
- Bosch Performance

FRAME

- Easy On

● Niagra Blue



MOTOR

- Bosch Performance Sport
- Bosch Performance

FRAME

- Easy On

● Pebble Brown



MOTOR

- Bosch Performance Sport
- Bosch Performance

FRAME

- Easy On

● Wasabi Green



MOTOR

- Bosch Performance Sport
- Bosch Performance

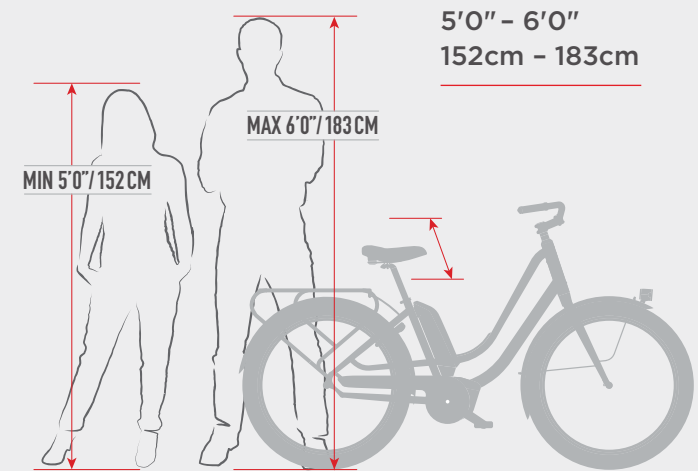
FRAME

- Easy On

EJOY SPECS

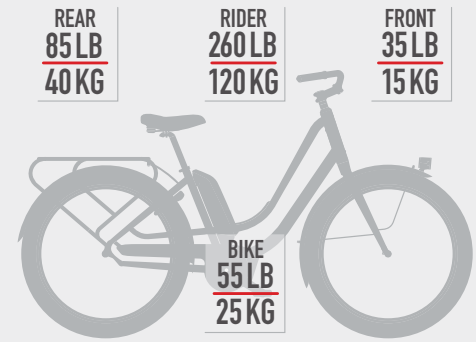


FITS WIDE RANGE OF RIDERS



BUILT FOR HEAVY LOADS

Max Gross Weight: 400lb/180kg
(Rider + Cargo + Bike)



Be aware, when added together, the individual load ratings shown for the rider and cargo plus the actual weight of the bike will exceed max gross weight. Therefore, while you may maximize selected individual load ratings, the sum of all loads cannot exceed the max gross weight (rider + cargo + bike ≤ 400lb/180kg).

EJOY 10D/5i PERFORMANCE:

- 250W, 65Nm, GEN 3
- Assisted Speed: USA 20mph, CAN/NZ 32km/h, EU/AUS 25km/h
- Range 25-85mi (40-135km) Dep. On Mode/Battery
- Bosch Powerpack 400Wh/500Wh Lithium-Ion Battery
- Bosch Charger 2A or 4A Dep. On Battery
- Charge Time: 2A (400Wh) 6.5h, 4A (500Wh) 4.5h
- Shimano Deore 10-Speed Drivetrain (eJoy 10D)
- Shimano Nexus 5-Speed Internal Hub (eJoy 5i)

EJOY 10D PERFORMANCE SPORT:

- 250W, 65Nm, GEN 3
- Assisted Speed: USA 28mph, NZ 45km/h
- Range 25-80mi (40-130km) Dep. On Mode/Battery
- Bosch Powerpack 400Wh/500Wh Lithium-Ion Battery
- Bosch Charger 2A or 4A Dep. On Battery
- Charge Time: 2A (400Wh) 6.5h, 4A (500Wh) 4.5h
- Shimano Deore 10-Speed Drivetrain (eJoy 10D)

- Bosch Purion On-Board Computer (5 Riding Modes)
- European Herrmans MR 8 E Front and H-TRACE E Rear Lights
- 6061 Aluminum Alloy Frame with Front Tray Mounts
- Oversized CRMO Fork with Integrated Headset
- Shimano Hydraulic Disk Brakes
- 26" x 2.35" Dual Sport Tires, Puncture Resistant (60psi)
- Frame-Mounted ABUS Lock with Same Keys as Battery
- Large Aluminum Rear Rack (Max. Load 85lbs/40kg)
- Secure Yepp and Other Compatible Child Seat Installation
- Fits Most Aftermarket Pannier Bags and Accessories
- Compatible with all Benno Front Trays
- One Size Frame (Fits Riders from 5'0" to 6'0")



RemiDemi

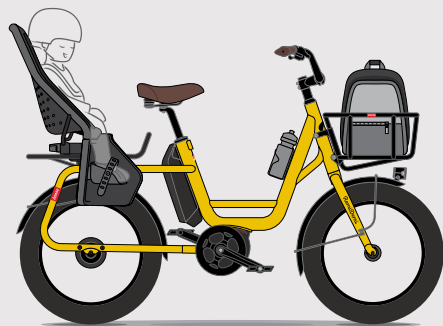
MADE FRESH FROM SCRATCH.

The RemiDemi® breaks all the rules of how a bike is supposed to look and ride. We gave it small wheels and fat, grippy tires for major maneuverability. A thick, sturdy frame with a convenient low step through. And an upright seating position atop a wide saddle that puts you in total control. The RemiDemi loves to play, but it can also put in heavy work with a powerful Bosch mid-drive electric motor, Shimano Sora 9-speed and hydraulic disc brakes, and available accessories that give you countless clever ways to carry a child or loads of cargo.

MANY BIKES IN ONE



Carry a passenger (85lbs/40kg max) with Passenger Kit and Jump Seat Rear Rack.




Compatible with Yepp® and other popular child seats.



Delivery box and City Front Basket for commercial use.



Fits most Racktime® accessories for more versatility.




City Pannier Bags fit onto our Jump Seat Rear Rack.



Attach your own crate to our Sport Front Tray.



Five secure frame-mounted front tray options.



Works great with seatpost mounted surfboard racks.



REMIDEMI



SMALL.



BUT MIGHTY.



REMIDEMI 9D



● Turmeric Yellow

● Olive Green

● Anthracite Gray

● Chai Latte

● Dolphin Blue

● Coral Pink



MOTOR

- Bosch Performance Sport
- Bosch Performance

MOTOR

- Bosch Performance Sport
- Bosch Performance

MOTOR

- Bosch Performance Sport
- Bosch Performance

MOTOR

- Bosch Performance Sport
- Bosch Performance

MOTOR

- Bosch Performance Sport
- Bosch Performance

MOTOR

- Bosch Performance Sport
- Bosch Performance

FRAME

- Easy On

FRAME

- Easy On

FRAME

- Easy On

FRAME

- Easy On

FRAME

- Easy On

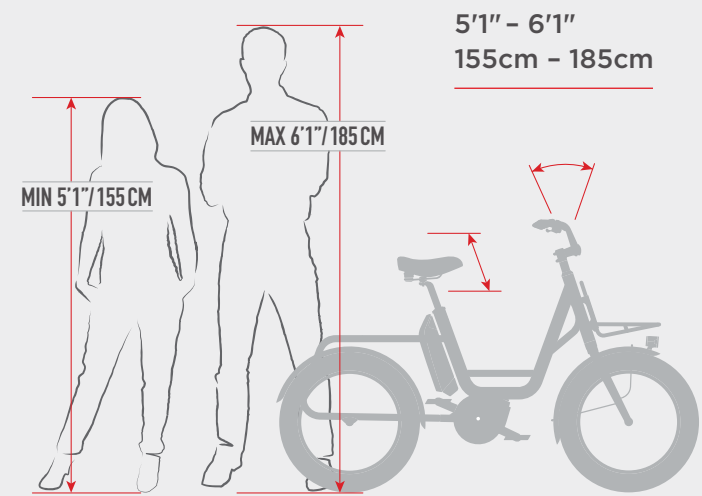
FRAME

- Easy On

REMIDEMI SPECS

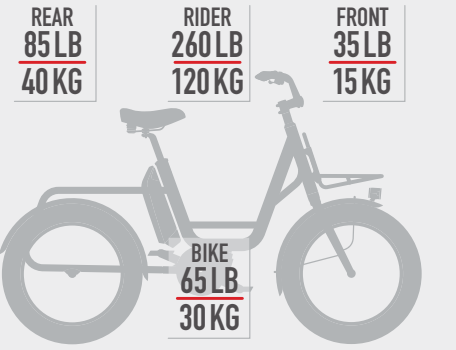


FITS WIDE RANGE OF RIDERS



BUILT FOR HEAVY LOADS

Max Gross Weight: 400lb/180kg
(Rider + Cargo + Bike)



Be aware, when added together, the individual load ratings shown for the rider and cargo plus the actual weight of the bike will exceed max gross weight. Therefore, while you may maximize selected individual load ratings, the sum of all loads cannot exceed the max gross weight (rider + cargo + bike ≤ 400lb/180kg).

REMIDEMI 9D PERFORMANCE:


- 250W, 65Nm, GEN 3
- Assisted Speed: USA 20mph, CAN/NZ 32km/h, EU/AUS 25km/h
- Range 25-85mi (40-135km) Dep. On Mode/Battery
- Bosch PowerPack 400Wh/500Wh Lithium-Ion Battery
- Bosch Charger 2A or 4A Dep. On Battery
- Charge Time: 2A (400Wh) 6.5h, 4A (500Wh) 4.5h

REMIDEMI 9D PERFORMANCE SPORT:

- 250W, 65Nm, GEN 3
- Assisted Speed: USA 28mph, NZ 45km/h
- Range 25-80mi (40-130km) Dep. On Mode/Battery
- Bosch PowerPack 400Wh/500Wh Lithium-Ion Battery
- Bosch Charger 2A or 4A Dep. On Battery
- Charge Time: 2A (400Wh) 6.5h, 4A (500Wh) 4.5h


- Bosch Purion On-Board Computer (5 Riding Modes)
- European Herrmans MR 8 E Front and H-TRACE E Rear Lights
- 6061 Aluminum Alloy Frame with Front Tray Mounts
- Oversized CRMO Fork with Integrated Headset
- Shimano Sora 9-Speed and Hydraulic Disk Brakes
- Custom RemiDemi All Road Tire 20" x 3.6"
- Yepp Maxi EasyFit Child Seat Compatible (Single)
- Fits One Passenger (Additional Accessories Required)
- Fits Most Racktime Accessories
- Compatible with all Benno Front Trays
- One Size Frame (Fits Riders from 5'1" to 6'1")

ACCESSORIES




Max load 130lbs/60kg

Utility Rear Rack #1 PLUS (Boost)
18cm x 66cm (W x L)
A2016 · Black




*Max deck load 130lbs/60kg
Max side load 35lbs/15kg each side
Combine rack load (deck+sides)
not to exceed 130lbs/60kg*

Utility Rear Rack #3 PLUS with large Sideloaders (Boost)
18cm x 66cm (W x L)
A2017 · Black




Max load: 85lbs/40kg


RemiDemi Jump Seat Rear Rack (RemiDemi)
18.5cm x 45cm (W x L)
A1006 · Black




High Rail PLUS (Boost EVO 4,5)
55cm x 72cm x 20cm (W x L x H)
A0003 · Black




Half Rail PLUS (Boost EVO 4,5)
50cm x 72cm x 20cm (W x L x H)
A0005 · Black




Platform Rail PLUS (Boost EVO 4,5)
55cm x 72cm (W x L)
A0004 · Black




High Rail (Boost EVO 1-3, 46er)
55cm x 68cm x 20cm (W x L x H)
A8007 · Black



Half Rail (Boost EVO 1-3, 46er)
50cm x 68cm x 20cm (W x L x H)
A8009 · Black




Platform Rail (Boost EVO 1-3, 46er)
55cm x 68cm (W x L)
A8008 · Black




Max load 45lbs/20kg

Utility Front Tray (Boost, 46er, eJoy, RemiDemi)
46cm x 32cm x 14cm (W x L x H)
A6011 · Black




Max load 45lbs/20kg

Utility Front Tray (Boost, 46er, eJoy, RemiDemi)
46cm x 32cm x 14cm (W x L x H)
A6012 · Red



Max load 35lbs/15kg

Sport Front Tray (Boost, 46er, eJoy, RemiDemi)
31cm x 30cm x 8cm (W x L x H)
A2002 · Black
A2005 · Red



Max load: 35lbs/15kg

City Front Basket (Boost, 46er, eJoy, RemiDemi)
41cm x 39cm x 17cm (W x L x H)
A1001 · Black

ACCESSORIES

Volume: 30 liters (each)



Utility Pannier Bag (1) (Boost, 46er)
17-25cm x 55 x 42cm (W x L x H)
A6014 · Black

Volume: 20 liters (each)



City Pannier Bag (1) (Boost, 46er, eJoy, RemiDemi)
10-15cm x 46 x 42cm (W x L x H)
A9001 · Black

Volume: 170 liters



XXL Trunk Bag (Boost, 46er)
50cm x 59cm x 66cm (W x L x H)
A9002 · Black

Can be used with all High Rails and Platform Rails

Volume: 40 liters



Utility Front Tray Bag (Boost, 46er, eJoy, RemiDemi)
29cm x 41cm x 53cm (W x L x H)
A6015 · Black

ACCESSORIES



Dual Kickstand
A0010 (Boost EVO 3-5)
A2012 (46er)
A2008 (RemiDemi)

XL Side Kickstand
(Boost, 46er, eJoy, RemiDemi)

S0047 · Black

For Thule and other compatible trailers with axle mount hitch



Trailer Adapter QR Mount
(Boost EVO 1-4)

A2029 · Black

For Thule and other compatible trailers with axle mount hitch



Trailer Adapter Thru-Axle Mount
(Boost EVO 5, 46er)

A2009 · Black

Universal Mounting Clamps Fit all 19mm Ø Benno Racks, Rails, and Trays



RemiDemi Pannier Plate Set
(RemiDemi)

A2010 · Black



P-Clamp Set

A0014 · Black



Rail Clamp Set
(Boost EVO 1-3)

A8010 · Black



Rail Clamp PLUS Set
(Boost EVO 4,5, 46er)

A0006 · Black



Boost Quick Release Seat Clamp
(Boost EVO 4, 5, 46er)

A1002 · Black



Yepp Easyfit Baby Seat Adapter
(Boost EVO 1-3, eJoy)

A6013 · Black



Leather Mudflaps (Boost, 46er, eJoy, RemiDemi)

A0008 · Black
A0009 · Brown

Boost Tank Plate
(Boost EVO 4, 5)

A0012 · Black



Dual Sport Tire

P6001 · 24"x2.6" (Boost, 46er Rear)
P6000 · 26"x2.35" (46er Front, eJoy)



Knobby Dirt Tire

P9004 · 24"x2.5" (Boost, 46er Rear)
P9010 · 26"x2.35" (46er Front, eJoy)



Studded Snow Tire

P9005 · 24"x2.5" (Boost, 46er Rear)
P9008 · 26"x2.35" (46er Front, eJoy)



RemiDemi All Road Tire

P2007 · 20"x3.6" (RemiDemi)

USA
QBP
6400 W. 105th Street
Bloomington, MN 55438
Phone 1-952-941-9391
Email customerservice@qbp.com
Web www.qbp.com

CANADA
NRG Enterprises Ltd.
508A Latimer St.
Nelson, BC, V1L 4T9
Phone 1-800-665-4362
Email info@nrgenterprises.com
Web www.nrgenterprises.com

NORWAY/SWEDEN
UTE Depot AS
Osloveien 30
7374 Røros
Phone +47 72411255
Email post@utedepot.no
Web www.utedepot.no

FINLAND
UTE Depot AS
Osloveien 30
7374 Røros
Phone +47 72411255
Email post@utedepot.no
Web www.utedepot.no

FRANCE
Tribe Sports Group
ZA 4 Rue condorcet, 83310
Cogolin, France
Phone +04 94 54 40 89
Email contact@tribesportgroup.com
Web www.tribesportgroup.com

SWITZERLAND
Benno Bikes Swiss GmbH
Samuel Weishaupt
Unteres Ziel 4
9050 Appenzell
Phone +41 71 552 08 20
Email info@bennobikes.eu
Web www.bennobikes.eu

GERMANY
Benno Bikes Swiss GmbH
Samuel Weishaupt
Unteres Ziel 4
9050 Appenzell
Phone +41 71 552 08 20
Email info@bennobikes.eu
Web www.bennobikes.eu

AUSTRIA
Benno Bikes Swiss GmbH
Samuel Weishaupt
Unteres Ziel 4
9050 Appenzell
Phone +41 71 552 08 20
Email info@bennobikes.eu
Web www.bennobikes.eu

BELGIUM/ NETHERLANDS
Guru-Sport / Ludo NV
Zoning Guldendelle
Karel Van Miertstraat 7
B-3070 Kortenberg
Phone +32 (0)2 752 17 56
Email info@guru-sport.com
Web www.guru-sport.com

NEW ZEALAND
ChargeAbout NZ
77 Glenda Drive
Frankton, Queenstown
Phone +64 (0)3 4426376
Email info@chargeabout.co.nz
Web www.chargeabout.co.nz

AUSTRALIA
Cargocycles
176 Lygon Street
Brunswick East VIC 3057
Phone +61 3 9042 9058
Email sales@cargocycles.com.au
Web www.cargocycles.com.au

UNITED KINGDOM/IRELAND
Ison Distribution
Lancaster Way Business Park
Lancaster Way, Ely CB6 3NX
Phone +44 1353 662662
Email sales@ison-distribution.com
Web www.ison-distribution.com

BENNO BIKES LLC PO Box 71, Del Mar, CA 92014
Email: info@bennobikes.com · www.bennobikes.com

COPYRIGHT 2022 BENNO® BIKES LLC · SPECIFICATIONS ARE SUBJECT TO CHANGE WITHOUT NOTICE
PHOTOGRAPHY BY MARK CLIFFORD, ARNE WEYCHARDT, FWUELEXMACHINA.COM

bennobikes.com



etility
DESIGN®

A BETTER RIDE
MORE CARGO
GOOD LOOKS

BENNOBIKES.COM

benno®